

Instruction Leaflet AVT GigE Cameras

Bigeye/Goldeye/Mako/Manta/Pearleye

V5.0.0

2014-Jul-11

///ALLIED
Vision Technologies

CE conformity

AVT standard cameras are manufactured in accordance with the CE standard and its underlying directions.

Contacting AVT

Ordering and general information:

info@alliedvisiontec.com

phone (for Germany): +49 (0)36428 677-230

phone (for North America): +1 978-225-2030

phone (for Singapore): +65 6634-9027

phone (for Shanghai): +86 (21) 64861133

Support:

support@alliedvisiontec.com

Outside Germany/North America:

Please check the link for your local dealer.

<http://www.alliedvisiontec.com/emea/sales/sales-locations.html>

Software installation

Bigeye G / Goldeye G / Mako / Manta: AVT provides several SDKs (software development kits), which are all free of charge.

<http://www.alliedvisiontec.com/emea/products/software.html>

Bigeye P / Goldeye P / Pearleye P: For driver installation, contact AVT Technical Support.


AVT provides AcquireControl software for Bigeye P / Goldeye P / Pearleye P cameras.

<http://www.alliedvisiontec.com/emea/support/downloads/software.html>

Safety notification



There are no switches or parts inside the camera that require adjustment.

Note

**PoE capable cameras:
Goldeye G / Mako / Manta**

If you supply power via **PoE**, the power supply equipment must comply with **IEEE 802.3af/at**.

Manta cameras only: To distinguish between PoE capable Manta cameras and non-PoE-capable Manta cameras: **PoE capable Manta cameras** are marked by the letters **PoE** on the camera's label on the back side and the bottom side of the camera.



Non-PoE cameraPoE camera


Installation Manuals

Bigeye G / Goldeye G / Manta / Mako: Read the *AVT GigE Installation Manual*.

Bigeye P / Goldeye P / Pearleye P: Read *How to install a GigE camera (Bigeye/Pearleye/Goldeye)*.

<http://www.alliedvisiontec.com/emea/support/downloads/product-literature.html>


Cautions

**Power supply precautions**

Goldeye G / Mako / Manta: Use only DC power supplies with insulated cases or protective ground conductor and a connector suitable to your power outlet.

Bigeye / Goldeye P / Pearleye P:

- Use only DC power supplies delivered by AVT.
- If using other DC power supplies: read power supply information in Technical Manuals or contact Technical Support.

**Cleaning precautions**

Mount/remove lenses and filters in a **dust-free environment**).

Use only **quality optical tissue**/cloth if you must clean a lens or filter.

Read:
AVT Technical Manual of your GigE camera, Chapter *Cleaning instructions*.



Warranty precaution

AVT cameras: **Removed Cover Glass** sensor variant

AVT does not warranty against damage to the sensor after the adhesive foil is removed.

Camera models with **Removed Cover Glass** sensor need special care: For protection during shipment, a special adhesive foil is used, which must be removed before using the camera.

We recommend removing the adhesive foil in a dust-free environment. Without the cover glass the sensor is mechanically very sensitive and must be protected against ESD, humidity and dust.



Warranty precaution

If the product is disassembled, reworked, repaired or cleaned by unauthorized service personnel, AVT or its suppliers cannot be held liable for any subsequent performance decrease of the camera or quality decrease of the camera output.



Warranty precaution

AVT cameras: **Taped Cover Glass** sensor variant

AVT does not warranty against damage to the sensor after the tape is removed.

Camera models with **Taped Cover Glass** sensor need special care: For protection during shipment, a special tape is used to retain the sensor glass. The tape and sensor glass must be removed before using the camera.

We recommend removing the tape and the sensor glass in a dust-free environment. Without the cover glass the sensor is very sensitive and must be protected against ESD, humidity and dust.

Environmental conditions

Bigeye / Goldeye P / Pearleye P cameras:

- Housing temperature (during operation):
0 °C ... +35 °C
- Ambient temperature during storage:
-30 °C ... +70 °C
- Relative humidity:
10 % ... 95 % non-condensing

Goldeye G cameras:

- Housing temperature (during operation):
-20 °C ... +50 °C
- Ambient temperature during storage:
-20 °C ... +70 °C
- Relative humidity:
10 % ... 95 % non-condensing

Manta/Mako cameras:

- Housing temperature (during operation):
+5 °C ... +45 °C
- Ambient temperature during storage:
-10 °C ... +70 °C
- Relative humidity:
20 % ... 80 % non-condensing

For camera families/models having different conditions see the *Technical Manuals*:

<http://www.alliedvisiontec.com/emea/support/downloads/product-literature.html>

Copyright

All text, pictures and graphics are protected by copyright and other laws covering intellectual property. It is prohibited to copy or modify them for trade use or transfer, or inclusion on web sites.

Allied Vision Technologies GmbH 07/2014

Headquarters:

Allied Vision Technologies GmbH
Taschenweg 2a
D-07646 Stadtroda / Germany

All rights reserved.

Managing Director: Mr. Frank Grube

Tax ID: DE 184383113

///ALLIED
Vision Technologies